

WEISER®

Powerbolt 2

TOUCHPAD ELECTRONIC DEADBOLT



How to Perform the Door Handing Process:

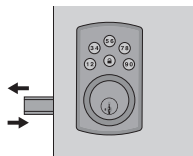
1



While the door is open and unlocked, enter the following default Mastercode to teach the lock the orientation of the door:

1. Press 0-0-0-0.
2. Press . You will hear one beep.
3. Press 0.
4. Press .

2

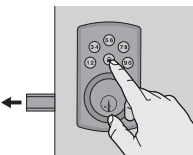


The latch bolt will extend and retract. The lock will beep and the keypad will turn green or red.

Green (with 2 beeps): The door has successfully learned the orientation of the door. Continue to step 3.

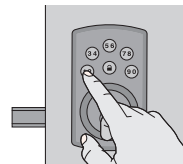
Red (with 3 beeps): Make sure the door is unlocked and that you are using a fresh set of batteries. Repeat step 1.

3



Press the button. The latch bolt will extend to lock.

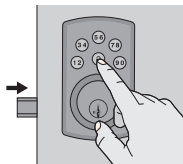
4



Enter the default User Code (1-2-3-4).

IMPORTANT: It is recommended that you replace the default Mastercode and default User Code with codes of your own.

5



Press the button. The door will unlock.

Programming Video: <https://www.youtube.com/watch?v=eZSwXjcYwAQ>

Installation Video: <https://www.youtube.com/watch?v=Aomf7oqslas>

THE LEADER IN RESIDENTIAL SECURITY

213826 10/17

WEISER®

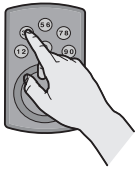
Powerbolt²

TOUCHPAD ELECTRONIC DEADBOLT



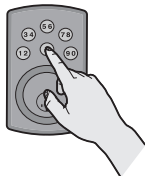
How to Add a Code:

1



Make sure the lock is unlocked and the door is open. Enter your existing Mastercode.

2



Press . You will hear one beep.

3



Press **1-9**.

4



Press . You will hear one beep.


5



Enter a new User Code. It must be 4-10 digits.

6



Press . You will hear two beeps if successful. If you hear three beeps, it was unsuccessful. Repeat from step 1 slowly.

THE LEADER IN RESIDENTIAL SECURITY

213826 10/17

WEISER®

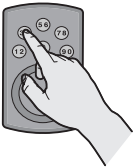
Powerbolt 2

TOUCHPAD ELECTRONIC DEADBOLT



How to Remove a Code:

1



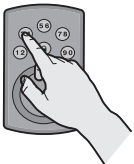
Make sure the lock is unlocked and the door is open. Enter your existing Mastercode.

2



Press . You will hear one beep.

3



Press **3**.

4



Press . You will hear one beep.


5



Enter the User Code you wish to delete.


6



Press . You will hear two beeps if successful. If you hear three beeps, it was unsuccessful. Repeat from step 1 slowly.

7



Test the code: While your door is open, lock it. Enter the User Code, then press . The door should not unlock.

THE LEADER IN RESIDENTIAL SECURITY

213826 10/17